






Taking Turns

Directions:
Dot a circle with another person. Take turns after each dot.



MY TURN YOUR TURN


Directions: Dot a circle with another person. Take turns after each dot.
Use the pictures at the bottom to show "my turn" and "your turn."



MY TURN




YOUR TURN



Sharing Space

Color by Code

Directions: Color by the code.



LOOK FOR	DO
2 girls sitting next to each other.	Color their hair brown.
2 boys sitting next to each other.	Color their hair black.
A girl with a ponytail sitting next to a boy.	Color her hair yellow.
The girls sitting nearest to the teacher.	Color their chairs green.
The boy sitting in the middle.	Color his chair blue.

Volume Control 2




Places to Use Volume Levels

Yell

Talk

Whisper

Think in your head




When to Say Thank You

Directions: Cut and paste the pictures in the correct box.

Say thank you

Do not
Say thank you



help

a gift

a fight

teasing

reading to you

computer time

Imitate Others

Imitate Motor
Movements

jog



Directions: Ask the student to "Do this" while jogging in place.

Imitate Motor
Movements

arms up



Directions: Ask the student to "Do this" while putting your arms up.

Directions: Circle the words that mean imitate.

play

copy

say

pencil

do this

book

Directions: Draw a line to show the steps to imitating others.

1

2

3


Think about what they are doing.

Look at the person.

Do the same thing.

Sharing Vocabulary

Directions:
Match the definition
to the words.



share

friend

please

thank you

To let another
person take part in
what you have or
what you are doing.

A nice way to
ask for
something.

A phrase to
show your
appreciation.

Someone you
like to be
around.

